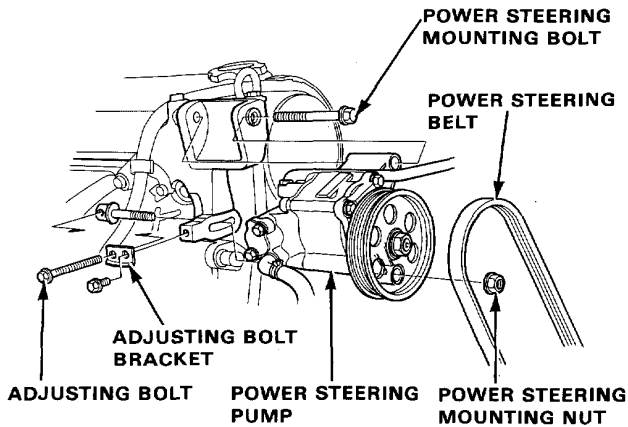


Compressor

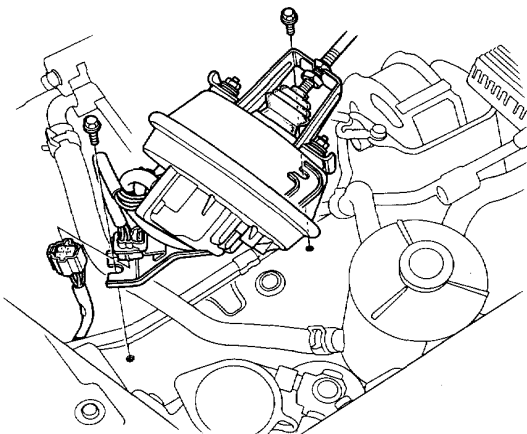
Replacement

1. If the compressor is marginally operable, run the engine at idle speed and turn on the air conditioner fan a few minutes, then shut the engine off and disconnect the battery negative terminal.
2. Discharge the refrigerant very slowly from the system (page 15-80).
3. Remove:
 - power steering mounting bolt and nut
 - adjusting bolt
 - adjusting bolt bracket
 - power steering belt
 - power steering pump

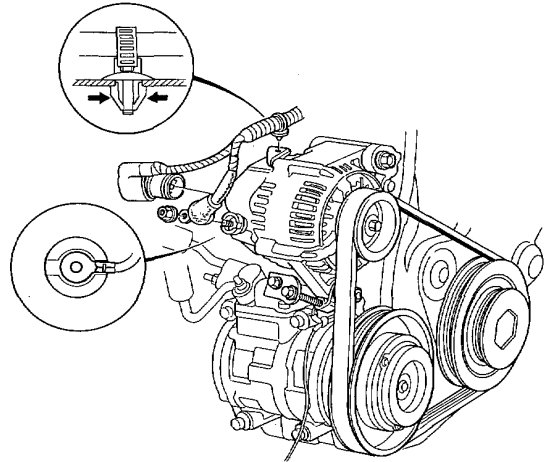


(With cruise control)

4. Remove the auto cruise actuator mounting bolts (2), disconnect the connector (1) and remove the auto cruise actuator.



5. Remove the alternator harness clamp and disconnect the alternator harness.



6. Remove:
 - alternator mounting bolt and nut
 - adjusting bolt
 - adjusting bolt bracket
 - compressor belt
 - alternator

